










Please complete your reading, as well as 1 spelling and maths task everyday. Then choose at least 1 other task to complete per day. Don't forget to stay in touch with your teachers through FlexiBuzz. We look forward to seeing pictures of your wonderful work so we can give you feedback. Happy learning Grade 2!

<p><b>Daily Reading</b></p> <p>Read for 20 minutes each day</p> <ul style="list-style-type: none"> <li>This week we are focusing on <b>fluency</b>.</li> <li>We want our reading to sound smooth.</li> <li>At the end of each page re-read, practising your smooth reading.</li> <li>If you get stuck on a word don't forget to use your reading strategies.</li> <li>You can access leveled readers through the <i>Sunshine Online</i> website: <a href="https://www.sunshineonline.com.au/prodMovies.php">https://www.sunshineonline.com.au/prodMovies.php</a> Username &amp; Password: dps1645</li> </ul> 	<p><b>Writing</b></p> <ul style="list-style-type: none"> <li>Choose an event that happened on your holidays (For example: something funny happened, you made something interesting, you discovered something new, you learnt a new skill etc.)</li> <li>Write about this event with a beginning, middle and end.</li> </ul> 	<p><b>Mindfulness</b></p> <p>Mindfulness teaches the habit of focusing on the present moment and ignoring distractions. Practise this skill by following the below link and completing the mindfulness exercises. Repeat this activity as many times as you like or need.</p> <p><a href="https://www.youtube.com/watch?v=Wsy2L9VvX90">https://www.youtube.com/watch?v=Wsy2L9VvX90</a></p> 
<p><b>Daily Maths</b></p> <p>Numbers are all around us. Find some numbers in your home (2, 3 or even 4 digit numbers) and complete 1 task each day:</p> <ul style="list-style-type: none"> <li>Write each number in a place value chart and draw the MAB you would need to make your numbers.</li> <li>Place each number on a numberline.</li> <li>Create a robot by drawing/using printable MAB and tell us the value of your robot (see attached example).</li> </ul>	<p><b>Learning Online Options</b></p> <ul style="list-style-type: none"> <li>Literacy Planet: Log on and choose one activity to complete, this could be with your current spelling list. <a href="https://app.literacyplanet.com/login">https://app.literacyplanet.com/login</a></li> <li>Melbourne Zoo Live streaming: Check out what the animals are doing at the zoo, you could draw what your favourite animal is doing or write down what you think the animals are saying to each other. <a href="https://www.zoo.org.au/animal-house/">https://www.zoo.org.au/animal-house/</a></li> </ul> 	<p><b>Stem Challenge</b></p> <p>You were hired by an amusement park to create a new roller coaster ride.</p> <p>Materials you might be able to use:</p> <ul style="list-style-type: none"> <li>- Lego or other building blocks (magnetic, wooden)</li> <li>- Recycled materials</li> </ul> <p>You could write a list of materials before you begin and draw a map when you finish.</p> 
<p><b>Daily Spelling</b></p> <ul style="list-style-type: none"> <li>Choose one activity from the menu each day to help practise your spelling words.</li> <li>Your current spelling words can be found on Literacy Planet <a href="https://app.literacyplanet.com/login">https://app.literacyplanet.com/login</a></li> <li>(You can find the menu attached to this document)</li> </ul> 	<p><b>Family Time &amp; Helping at Home</b></p> <p>Spend some time with your family. Here are some ideas of things you could do together:</p> <ul style="list-style-type: none"> <li>Make your name using natural materials from your yard.</li> <li>Do some baking with your family.</li> <li>Play a game.</li> </ul> <p>Tasks chosen should help with the family's workload, e.g.</p> <ul style="list-style-type: none"> <li>Help with the dishes</li> <li>Make your bed</li> <li>Weed the garden</li> <li>Help with the cooking</li> <li>Folding the washing</li> </ul> 	<p><b>Specialists</b></p> <p>At Drysdale Primary School we have wonderful specialist teachers who are dedicated to providing our students with access to curriculum surrounding Visual Arts, Performing Arts, Physical Education and the Indonesian culture and language.</p> <p>See the next page to find out how your child can continue this important learning from home! Please complete each activity.</p>



# Specialists Activities



## Art - Monster 'Wanted' Posters

### Activity

[https://drive.google.com/file/d/1GwQ0TA8i\\_AWJ\\_PXVpsTk-nRalktmjx/view?usp=sharing](https://drive.google.com/file/d/1GwQ0TA8i_AWJ_PXVpsTk-nRalktmjx/view?usp=sharing)

### Template

<https://drive.google.com/file/d/1tG3DXaoUIFbIRO4dUP0NrVpaZ6AwmDzK/view?usp=sharing>

### Finished Example

<https://drive.google.com/file/d/1pb0FbcAhNhZx2matjumkOHEsgcNzr81B/view?usp=sharing>

## Performing Arts- 'Create your own Musical Instrument'

Use materials around your home to create a musical instrument.

If you can, draw a picture or take photographs of your instrument or save it for later to bring back into school.

Be ready to discuss the following in your next music class:



- What did you name your instrument?
- What materials did you use to make your instrument?
- How do you play your instrument?
- What kind of music would you create with your instrument?



### Phys Ed

Keeping active is super important for your health - try to do something everyday for at least 60 minutes

1. **Warm-up:** Bear Crawl Around House from room to room for 10 minutes (rest when needed).

**Main Activity: Toss and Catch (Rolled Up Sock)**

Do each activity for 3 minutes (2 minutes are allotted for transition between activities)

Follow instructions on the [image below](#).

2. Check out [P.E with Joe | Monday 23rd March 2020 The Body Coach TV 2M views New](#) for daily workouts to follow along with
3. Do something active on your own or with a family member - kick a footy, backyard golf, downball, walk the dog. What did you do?



### Indonesian

**Saya suka** – I like

**Saya tidak suka** – I don't like

Look at these words for the foods below (I have chosen Indonesian words similar to English words). Choose 2 of these foods and write a sentence for each food to communicate if you like or dislike it.

Remember the sound of the letter c (ch).

E.g. Saya suka tomat. (I like tomato)

es krim



biskit



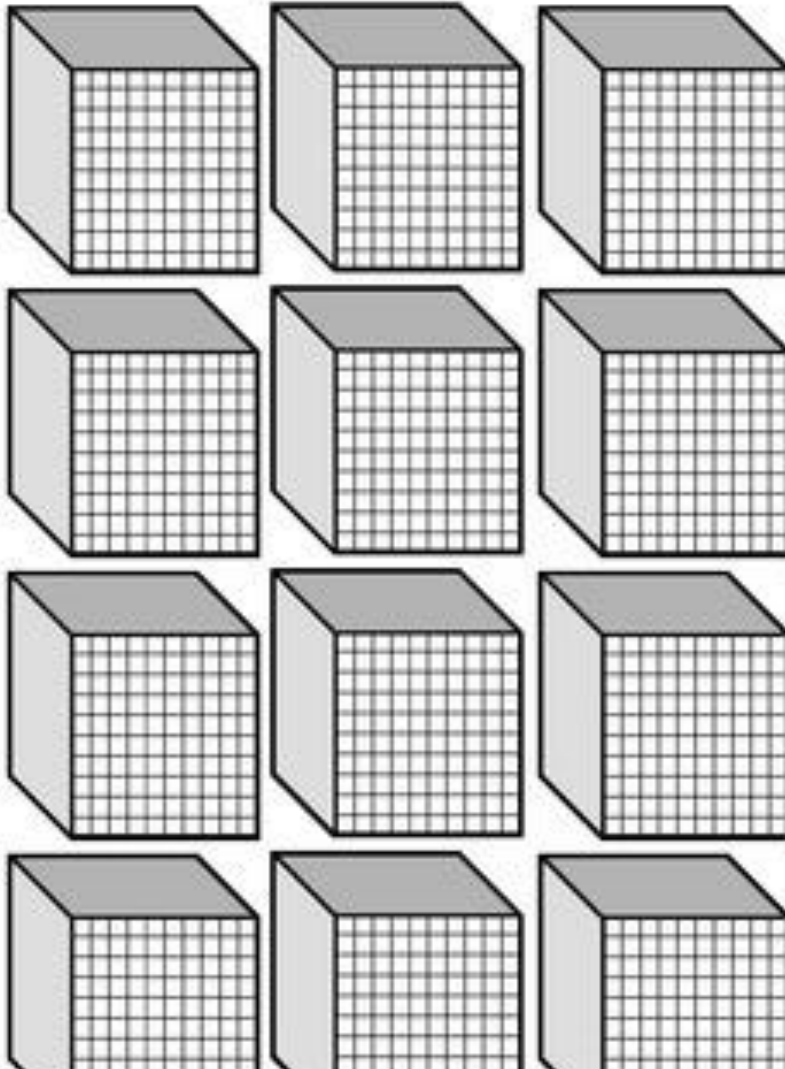

coklat



tomat






**Interesting fact** – Food in Indonesia is often eaten with fingers or a spoon and fork





Boy Mama Teacher Mama





# Spelling Menu

Choose one activity to complete each day. You can find your current spelling list on Literacy Planet <https://app.literacyplanet.com/login>

<p><b>Rainbow Write</b></p> <p>First, write the words in pencil. Then trace over them in two different colours.</p>	<p><b>Silly Sentences</b></p> <p>Write silly sentences using a spelling word in each sentence. Underline the spelling words and write neatly!</p>	<p><b>Hidden Words</b></p> <p>Draw and colour a picture. Hide your spelling words inside the picture. See if someone can find your hidden words!</p>	<p><b>Backwards Words</b></p> <p>Write your spelling words forwards and then backwards! Remember to write neatly!</p>	<p><b>Code Words</b></p> <p>Come up with a code for each letter of the alphabet. Then write your words in code. Eg: A = 1, B = 2, C = 3 Write out each word.</p>
<p><b>Waterfall Words</b></p> <p>Example:</p> <p>c ca cat catc catch</p>	<p><b>ABC Order</b></p> <p>Write your spelling words in alphabetical order. If words start with the same letter, look at the next letter.</p>	<p><b>Story</b></p> <p>Write a story using <u>ALL</u> of your spelling words. Be sure to underline your spelling words.</p>	<p><b>Fancy Words</b></p> <p>Write your words using fancy letters, twice each. Example:</p> <p>CATCH <i>catch</i></p>	<p><b>Magazine Words</b></p> <p>Use an old magazine or newspaper and find your words or letters that make up your words. Cut them out and glue them in your book.</p>
<p><b>Three Times</b></p> <p>First, write each word in pencil. Then, write each word in crayon. Finally, write each word in marker!</p>	<p><b>Adding My Words</b></p> <p>Vowels are 10 and consonants are 5. Write your words and then add the value of each word. Eg. cat 5+10+5=20</p>	<p><b>Riddle Me</b></p> <p>Write a riddle for each of your words. Don't forget to answer them. Eg: I am cute. I wear nappies. Answer: baby</p>	<p><b>Rhyming Words</b></p> <p>Write each of your spelling words with a rhyming word next to them. Eg: cut shut</p>	<p><b>UPPER and lower</b></p> <p>Write your words one time with all UPPERCASE letters and one time with all lowercase letters.</p>
<p><b>Words Within Words</b></p> <p>Write each spelling word and then write at least two words made from that word. Ex: catch - cat hat</p>	<p><b>Words Without Vowels</b></p> <p>Write all of your words replacing vowels with a line. Go back and see if you can fill in the vowels.</p>	<p><b>Colourful Words</b></p> <p>Write each letter in your spelling words using a different colour. Eg. c a t</p>	<p><b>Choo Choo Words</b></p> <p>Write the entire list end-to-end as one long word. Write each new word in a different colour. Eg. trainbackstop</p>	<p><b>Other Handed</b></p> <p>First, write your words the way you usually do. Then, write the list using your other hand!</p>





Slide 1: Sock Throw and Catch workout

TOSS	
<p><b>1</b></p> <p>2 HAND TOSS 2 HAND CATCH</p> <p>20 Times</p>	<p><b>2</b></p> <p>2 HAND TOSS 1 HAND CATCH</p> <p>20 Times</p>
<p><b>3</b></p> <p>1 HAND TOSS 1 HAND CATCH</p> <p>20 Times</p>	<p><b>4</b></p> <p>RAINBOW TOSS CROSS BODY 1 HAND CATCH</p> <p>20 Times</p>
<p><b>5</b></p> <p>TOSS TOUCH GROUND CATCH</p> <p>12 Times</p>	<p><b>6</b></p> <p>TOSS TURN AROUND CATCH</p> <p>12 Times</p>

T  
O  
S  
S  
  
A  
N  
D  
  
C  
A  
T  
C  
H