



Grade 4 Remote Learning Term Two Week One

Given Out: Tuesday 15th April

Due: Friday 17th April

All tasks need to be completed by the due date. To submit your work for your teacher to provide feedback, please take a photo or a video (photo preferred) of your work and send it to your classroom teacher via Flexibuzz. If you do not understand the task or require further explanation, please don't hesitate to contact your classroom teacher via Flexibuzz.

WRITING:

Informative Text - Researching an Australian Native Animal



Research a native Australian animal that you would like other people to learn more about. It could be an endangered Australian animal, such as, Dinosaur Ant, Southern Hairy-Nosed Wombat, Tasmanian Devil, Southern Cassowary, Lumholtz's Tree Kangaroo, Northern Bettong or a Woylie.

When you are researching, write notes under the following headings: **Description, Diet, Reproduction, Habitat, Adaptations and Conservation Status.** Remember to write the facts in your own words. DO NOT copy large chunks of information from websites. You need to find **at least 12 interesting facts** about this native animal. Listed below are helpful websites.

MATHEMATICS:

3D Shapes

<https://www.youtube.com/watch?v=2cg-Uc556-Q>

Explore your home and find all the 3D shapes you can see. Write a list and find some pictures from google images that match the shape- ball = sphere.

Draw what these 3D shapes would look like as 2D shapes. What features do they have?

OR

Number Fluency

Go to www.kenkenpuzzle.com These puzzles are similar to Sudoku. The website has a "how to use them" section and students can set their own difficulty. Take a photo of a completed puzzle!

SPECIALIST

Art: Due date Friday 24th April

In class we have been learning about **perspective.**

Using your camera (ipod, computer) take a photo of something in or outside of your home that shows a particular viewpoint (eg. worms eye, close up). Save it to your computer.

Challenge: Have a go sketching your photo.



Languages:

Hobi-Hobi (Hobbies)

(Please click on activity number 1 to hear the boy share the activities he likes and dislikes.)

<https://www.education.vic.gov.au/languagesonline/indonesian/sect21/index.htm>

Read this list of hobbies. Rewrite the list of Indonesian words in order, starting from the hobby you enjoy the most.

Menari – To dance

Bermain Komputer – To play on the computer

Berenang – To swim

Bermain bola basket – To play basketball

Bermain bola net – To play netball



Take a photo of the interesting facts that you have collected. These facts will be used to write an information text.

<https://education.abc.net.au/home#!/digibook/3047342/conservation-in-the-magical-land-of-oz>

<https://www.kids-world-travel-guide.com/animals-in-australia.html>

<https://www.activewild.com/australian-animals-list/>

<https://www.zoo.org.au/education/> (click on 'Fighting Extinction' and then scroll down to 'Local Threatened Species', 'Help us change their future' and 'Fighting extinction dog squad').

<https://animals.sandiegozoo.org/regions> (select region – Australia to view animals and vegetation)

<https://taronga.org.au/news/2017-05-22/10-endangered-species-saved-extinction-zoos>

<https://www.kidsnews.com.au/animals/australia-has-worlds-worst-mammal-extinction-rate-due-to-habitat-loss-predators-and-climate-change/news-story/0edb2ea3aba2fa0e544d324fd0a0b3df> (Herald Sun for Kids provides information for 20 endangered Australian animals- map of Australia that shows where the animals can be found and the total number of animals)

https://wiki.kidzsearch.com/wiki/Taronga_Zoo

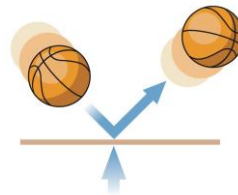
<https://www.natgeokids.com/au/>

<https://taronga.org.au/taronga-tv> This link shows live streams from the Taronga Zoo in Sydney. An interesting TV show worth exploring in your spare time.

INQUIRY

Find items around the house that involve force (for example, opening a door, using the vacuum and a ceiling fan). Draw a picture of them (you don't have to be Picasso) and use arrows to label where the force is?

Is it a push or a pull? Are there different types of forces other than push or pull?



Bermain sepak bola – To play soccer

Naik sepeda – Ride a bike

Melukis – To paint

Bermain futbol – To play football

Play the game Ikan besar (big fish)/ Ikan kecil (little fish) with your family. Stand in a circle, someone starts and says "Ikan besar", the next person says "Ikan besar" or if they want to change the direction they say "Ikan kecil". You may like to use some soft toys in the circle to join in the game too.



Phys Ed: Keeping active is super important for your health - try to do something everyday for at least 60 minutes


1. Follow instructions on the [image below](#), complete for 5 rounds.
2. Check out [P.E with Joe | Monday 23rd March 2020 The Body Coach TV 2M views New](#) for daily workouts to follow along with
3. Do something active on your own or with a family member - kick a footy, backyard golf, downball, walk the dog. What did you do?
4. Log on to your [edmodo](#) page for more ideas and activities to complete at home.

Performing Arts: Hi Year 4 Legends, Let's keep our great work in Performing Arts going! Share a YouTube link to a Just Dance you love or have done at home over the holidays....
(See task below)



READING : Read each day for 10 minutes.

Read your good fit book. Create a mini poster that includes drawings and a description of the main characters, based on the language the author used. Include any figurative language, descriptive language or imagery the author has used in your examples.



Online Reading:

Literacy Planet is a great website that you can use at home for reading and spelling. You can complete assigned tasks and games to earn points. Your teacher will assign tasks to you via flexibuzz starting in week 2. This week please make sure you have your login details for literacy planet in your diary. If you do not have your login details please ask your teacher to send them to you via flexibuzz.

Sunshine online is another great website that you can use at home for reading. The website contains levelled readers and interactive stories (there are also some maths activities). Your teacher will direct you to particular levels and activities to complete via flexibuzz starting in week 2.

FAMILY ACTIVITY:

- Play a board game with a family member.
- Show somebody in your family how to play an online game.
- Enjoy a movie with a family member.



Interview an Adult about Music!

(Music Exploration)

Ask your interviewee some questions about music when they were growing up.

Take notes, record your answers, listen to some tracks/songs together and be ready to share with our class.

Here are some sample questions you could ask:

- a. Did you have a favourite song as a kid?
- b. Did you have a favourite singer/band growing up? Who was it?
 - What was your favourite song?
 - What musical genre did you love?
 - Did you go to any concerts?
 - What were some cool music shows you watched or listened to as a kid... I mean you didn't have YouTube or Spotify?



Login details

Username: dps1645

Password: dps1645

<https://www.sunshineonline.com.au/>

HEALTH AND WELLBEING:

Setting up your work space

Remote learning is a new concept for all of us. To make learning from home comfortable for you, you should take time to set up a nice work space somewhere in your home. Your work space should be somewhere that is quiet and free from too many distractions. Put some things in your work space that make you feel happy and calm. When you are sitting in your work space make sure that you are in a good position for writing (for example you don't want to have a really small chair with a high table), and make sure that you are comfortable. Your workspace should have enough space for your netbook and a book to write all of your wonderful ideas. We look

ART AND CRAFT/STEM:

Create a parachute for a doll/action figure/tiny teddy to get to the ground safely. The winner is the person whose parachute takes the longest to get to the ground.



SPELLING/VOCABULARY

Word Detective


Choose from the spelling patterns below (you only need to choose 1 pattern). See how many different words in your books/newspapers/anywhere else you can find that have that spelling pattern.

ai	tion	er	ure	ay
----	------	----	-----	----



forward to seeing some photos of your amazing work spaces.

Here is a photo of where Miss Evans will be working at home.





Slide 1: Tabata workout

TABATA

- 1. JUMPING JACKS**
10 SEC REST | 20 SEC MOVE
- 2. PUSH-UPS**
10 SEC REST | 20 SEC MOVE
- 3. CRUNCHES**
10 SEC REST | 20 SEC MOVE
- 4. BURPEES**
10 SEC REST | 20 SEC MOVE
- 5. HIGH KNEES**
10 SEC REST | 20 SEC MOVE
- 6. JOG IN PLACE**
10 SEC REST | 20 SEC MOVE