

Number Facts Board Games

Aim

To be the first player to reach the 'Finish' line.

Players

2

Equipment

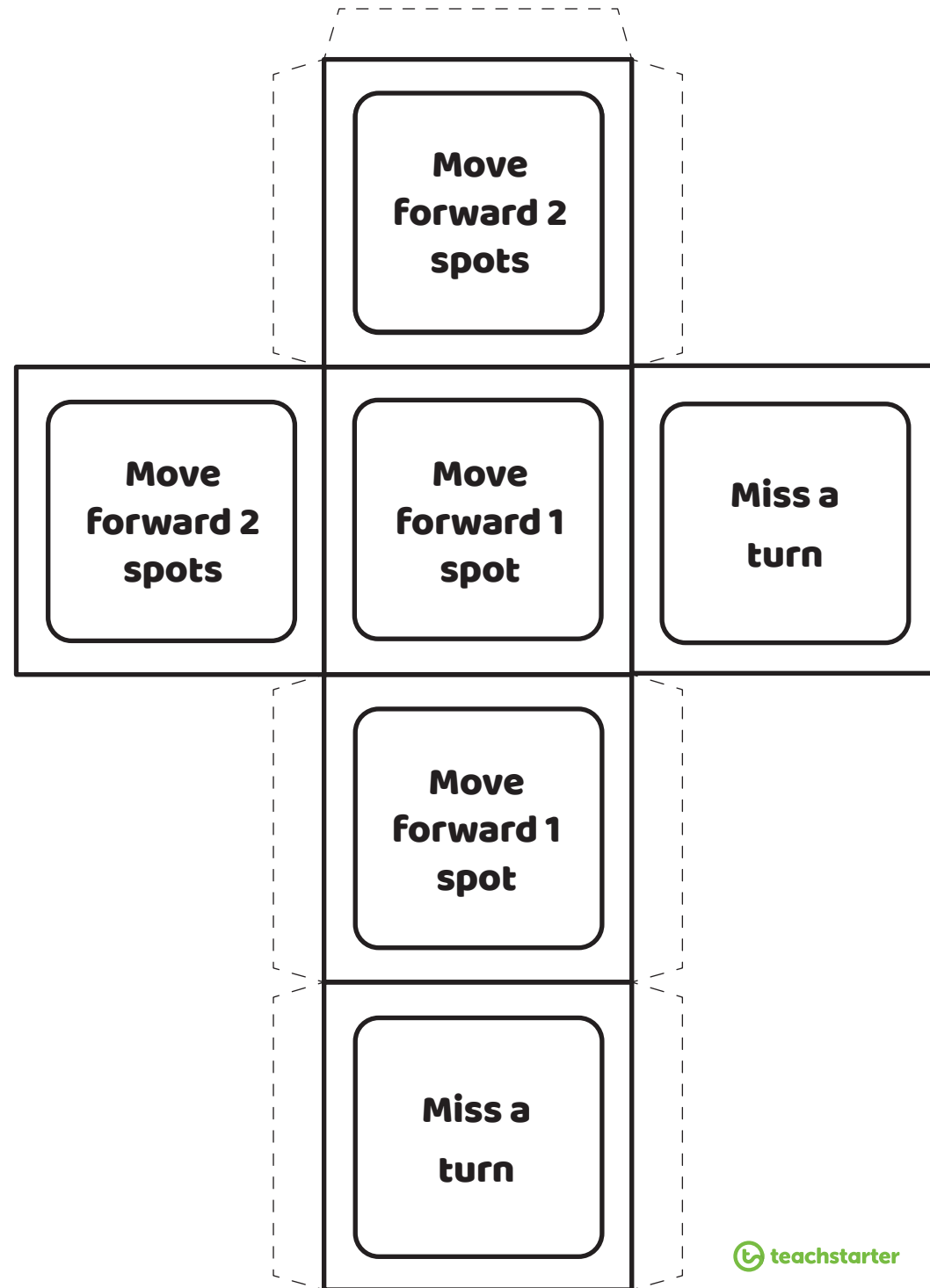
Game board

Dice

Counters

How to Play

1. Select a counter for each player. Place both counters on the 'Start' line.
2. Take turns to roll the dice and follow the direction given.
3. If you move forward, answer the number problem that your counter lands on.
4. For correct answers, keep your counter in the same place on the game board. For incorrect answers, move your counter back to your previous place on the game board.
5. Continue to take turns to roll the dice until the first player reaches the 'Finish' line.



Number Facts Board Games

Aim

To be the first player to reach the 'Finish' line.

Players


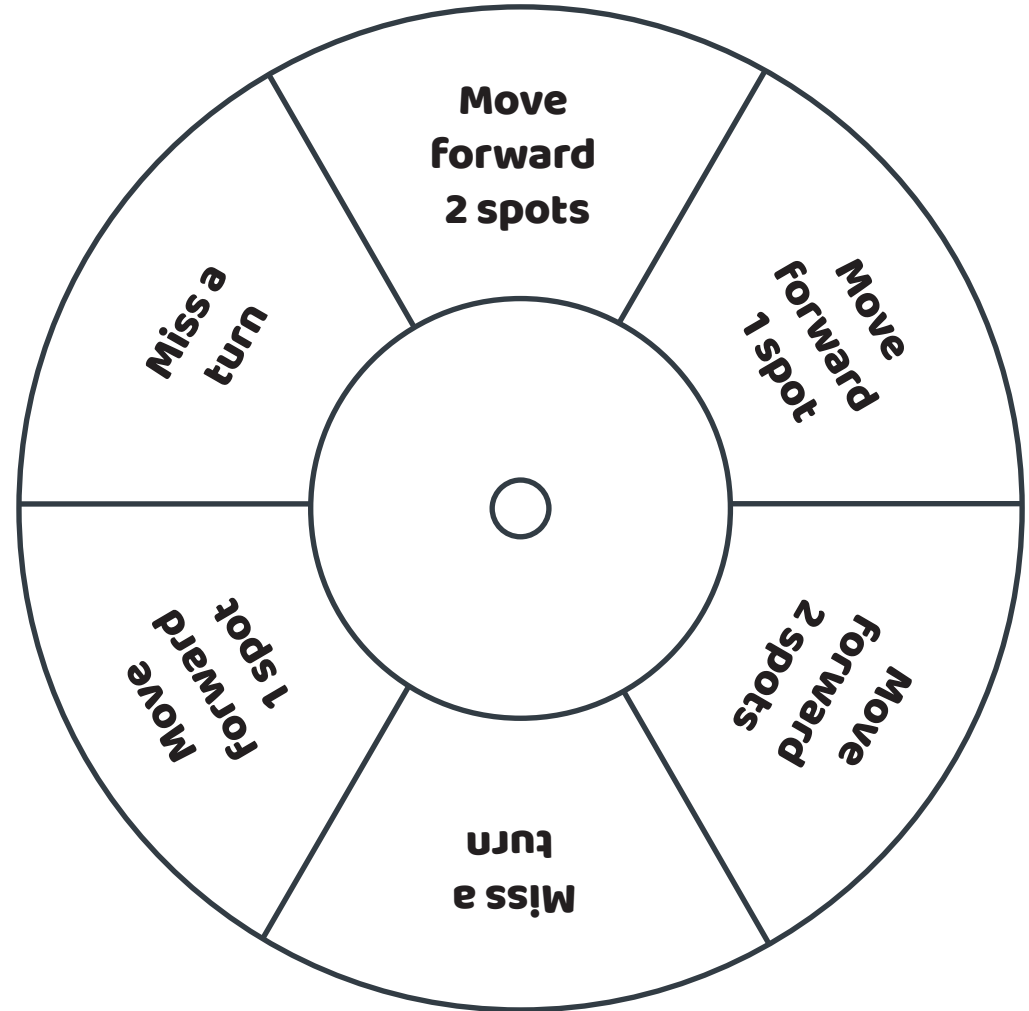
2

Equipment

Game board
Spinner
Counters

How to Play

1. Select a counter for each player. Place both counters on the 'Start' line.
2. Take turns to spin the spinner and follow the direction given.
3. If you move forward, answer the number problem that your counter lands on.
4. For correct answers, keep your counter in the same place on the game board. For incorrect answers, move your counter back to your previous place on the game board.
5. Continue to take turns to spin the spinner until the first player reaches the 'Finish' line.





NEAR DOUBLES



1 + 2

2 + 3

3 + 4

4 + 5

5 + 6

6 + 7

6 + 5

7 + 6

7 + 8

8 + 9

8 + 7

9 + 8

9 + 10

10 + 9

2 + 1

3 + 2

4 + 3

5 + 4

6 + 5

7 + 6

FINISH

START →